



**GENERATION**

**WHAT?**

**Young People and Optimism  
a pan-European View**

**National Reports**

**EBU**

OPERATING EUROVISION AND EURORADIO

# INDEX

<b>Foreword</b>	<b>3</b>
<b>The Participants</b>	<b>4</b>
<b>Impact of Optimism - European Level</b>	<b>5</b>
What makes young European optimistic?	6
National Specifics	8
What's next?	10
Top Drivers	11
Moderate Drivers	12
<b>Impact of Optimism - National Variations</b>	<b>14</b>
Austria	15
Belgium	18
Czech Republic	21
France	24
Germany	27
Greece	30
Ireland	32
Italy	34
Luxembourg	37
The Netherlands	40
Spain	43
Switzerland	46
Wales	49
<b>Methodology</b>	<b>52</b>
Scope of Project	55
Composition of target Index	56
Country Level - European Level	57
<b>National Reports</b>	<b>58</b>
<b>Contact</b>	<b>61</b>

# FOREWORD

Engaging with youngsters is a challenge all institutions face today, whether it be politics, education, media or other. An impossible task some say. Therefore the European Broadcasting Union is proud to have brought together 18 Members in 14 countries for the Generation What project which launched in April 2016 and gave a voice to this generation, a generation with a optimistic perspective of the future, as it turns out.

Since then nearly a million young people have been given the opportunity by public service media (PSM) to speak up and to be heard. This “millennial” generation will, in the near future, be responsible for our continent so it is valuable to hear their voice and learn from what the survey has revealed.

Public service media is not just listening though but providing a platform to build bridges, not just between generations but between citizens and the institutions that influence their lives. Generation What shall be the start of an increased dialogue between young people in the various countries, institutions, governments and the EU.

The project, that could only be delivered by public service media and the connection it has with its audiences is, once again, underlining the great value of PSM for society.

Generation What has not just been a huge success in our participating Member countries but has reached young people in 35 different territories in total. This report brings together some of the learnings from the survey to better understand how young people feel about their position in the world and their hopes for our common future.



**Jean Philip De Tender**  
EBU Media Director



**Ingrid Deltenre**  
EBU Director General

# The Participants

ORF presents



VRT presents



rtbf.be presents



Česká televize Český rozhlas present



francetélévisions presents



BR SWR ZDF present



RTÉ presents



Rai presents



Elisiradio presents



RTR RSI RTS presents



BNN presents



rtve.es presents



S4C presents



ERT presents



in cooperation with

upian. YAMI<sub>2</sub>  
PRODUCTIONS

coordinated by **EBU**  
OPERATING EUROVISION AND EUORADIO

---

# Impact on Optimism

## European Level

# GENERATION WHAT?

## What makes young people optimistic?

Young Europeans are critical. A sluggish economy, the refugee-crisis, terror attacks, Brexit and the elections in the US have a fundamental effect on the outlook and attitude of the young generation. A unified, pan-European view on the situation does not appear to exist, since the variety of interpretations of these events and trends is too wide. However, the survey reveals a number of factors existing on an international level which can be seen to have a significant effect on the degree of optimism of young Europeans.

### Fair chances

Young people want to live independent lives. The more they control their own destinies, the more optimistic their attitudes. Consequently, self-determination is very highly valued. In connection with this it is also important for young people to have the opportunity to develop and demonstrate their knowledge and their abilities. So, besides

freedom, fairness and the acceptance of their achievements by the 'older' generation also play an important role.

### Trust in government institutions

The current younger generation has grown up with crises. From 9/11, the bursting of the internet bubble in the middle of the first decade of the century, and the financial crisis, to the massive migration from conflict zones in the last two years. These are crises and events whose aftermath can still be felt today in many countries. This is why stability and security are extremely valuable to many young people. This is also reflected in the data from the Generation What survey. If the political and legal systems manage to provide a stable foundation for young people, this has a direct impact on their optimism. Inversely, it can be seen that people who have lost faith in these institutions are highly likely to have a pessimistic outlook on life.

## Trust in Europe

As a result, the need for a stable foundation also influences the way young people see Europe. Optimism and support for Europe go hand in hand. The more young people feel insecure and therefore pessimistic, the more their attitude towards Europe is hostile. And pessimistic people are more inclined to support nationalistic ideologies. Moreover, they are more likely to approve Brexit-type scenarios. Pessimism makes them more inclined to be withdrawn, cling to the familiar and shut out what is foreign to them. A positive attitude towards a unified Europe correlates with the level of optimism.

## Financial security

«Money alone doesn't lead to happiness, but it certainly helps.» The results of the survey make a direct connection between a person's financial situation and their optimism. It's simply easier to develop ideas and plans when you're in a secure financial situation. However, the results also highlight the danger that young people consider their opportunities to be bad because of a lack of resources.

Furthermore, two other factors influence how young people view their lives and surroundings. Although from an international perspective these are not among the main factors, they nevertheless have a significant impact on the younger generation's optimism and therefore on the future of Europe.

## Non scholae sed vitae discimus (We learn not for school but for life)

The education system has a formative influence on young people. Their experiences at school also contribute to how optimistic they are throughout their lives. The stronger their belief that their country's education system provides them with a sufficient foundation for a successful start to their working lives and that access to education is fair, the more optimistically they consider their future prospects. And it is not only the education on offer and access to it that have a role to play, but in particular the emotional experiences they have had while they were at school. Those who felt they were in good hands at school and learnt that engagement pays off, appear considerably more optimistic than those who didn't feel that way or not sufficiently.

## Satisfaction with working life

And finally, throughout Europe it can be seen that a person's level of satisfaction with his job correlates with the extent of his optimism. Firstly, just like with the education system, emotional factors play a role, such as to what extent young people are appreciated and accepted by colleagues and bosses. Secondly, there is also a connection between optimism and whether and to what extent a person can use the skills acquired during training in their job. A person who is overqualified for the job is more likely to be pessimistic. However, if the salary corresponds to the level of personal ability, the level of optimism goes up.

---

## National Specifics

Besides international similarities, the results of Generation What also reveal national specificities. The degree of optimism experienced by young people is also related to their own personal social support systems. In many countries, the parents play a major role in this, especially for respondents in Germany, Spain and Luxembourg. On the other hand, in Ireland and Wales, friends have a greater influence than family.

Confidence, in other generations, is also the basis for optimism. If this is lacking, there is a clear tendency towards pessimism. There are many different reasons for this. Young people with a negative outlook, especially in Switzerland, Spain, the Netherlands and Belgium, feel that previous generations have a great deal of responsibility for the problems of today. The results show that they are especially critical of social injustice. This has a greater influence on a pessimistic outlook among young people in France than in other countries.



In the Czech Republic, there is a stronger correlation between societal problems, such as too many drugs or excessive sexualization, and a negative attitude; similarly the widening gap between rich and poor has a negative influence on the optimism of the young participants in Austria, Luxembourg or Belgium.

Economic injustices are also a 'trigger'. The negative perception of this among young Greeks has a greater influence than in other countries. In Switzerland, the fear of an economic crisis contributes to a very pessimistic outlook, which once again correlates with the demand to restrict the labour market to certain groups of people. The impression that public funds are wasted has a clearly negative influence on optimism. The connection between economic development and their prospects is important for young Dutch participants as well. Similarly in Germany, where the perception of the economic crisis has less of an impact than the European average – unlike in Wales, the Czech Republic or Switzerland. Unemployment is a cause for concern among young Czechs, French and Italians and

therefore triggers pessimism. Migrant immigration is seen as intimidating in Austria, according to the results of the survey.

Can politicians manage to build trust among young people? That varies a lot from country to country. It can be seen that young people have the most critical opinion of our political institutions. In some countries, however, a lack of confidence in the political representatives leads to more extreme pessimism in some countries than in others, and especially in Greece and Italy, though this can also be observed in Austria, Belgium and Luxembourg. Here the majority of those surveyed stated that the perception that the political institutions and their representatives were corrupt in their countries affected their negative outlook. Talking about the EU, young people in Luxembourg felt that the strong bureaucracy was negative. The rise in nationalism noticeably strengthens the pessimism of young people in Wales.

Despite all the criticism of the political establishment, the widespread

pessimism is apparently not leading to a Europe-wide rebellion. Only the frustrated young Irish tend to imagine actively taking part in such a movement. On the other hand, in the majority of countries a positive perception of the European idea goes hand in hand with a high level of optimism.

But political organizations and institutions are not the only ones to play an important role in the optimism of the younger generation thereby representing a key element for the future of our continent. Non-governmental organizations, such as the Church, also have an influence. Trust in religious institutions plays an especially important role in Spain and Belgium.

---

## What's next?

Trust, fairness and support strengthen the confidence of the younger generation and therefore also of the future of Europe. The fundamental optimism of young people can be boosted and consolidated. To do this, it is essential to take younger people seriously and offer them prospects. The Generation What survey opens up a dialogue between the generations that can provide the necessary framework for this.

# Top Drivers

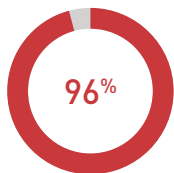
Trust in local political and legal institutions, trust in the European idea and ability and possibilities to master their life by themselves have the strongest impacts on young European optimism.

## LEVEL OF OPTIMISM CORRELATES STRONGLY WITH\*

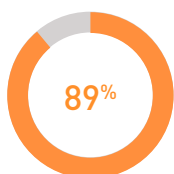
○ [50% - 60%]   
 ○ [60% - 70%]   
 ○ [70% - 80%]   
 ○ [80% - 90%]   
 ○ [90% - 100%]



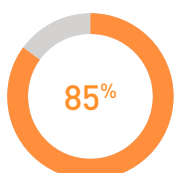
Level of trust in Europe



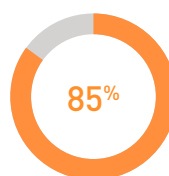
Degree to which young people feel they are master of their destiny



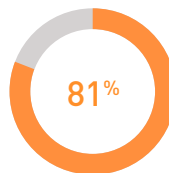
Whether they DO NOT scare about the future



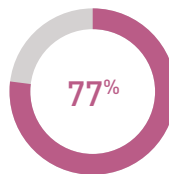
Whether their society gives them a chance to show what they're really capable of



Level of trust the legal system



Level of trust in politics



Positive evaluation of their day-to-day financial situation

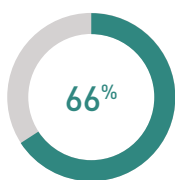
\*Index: Ranges from 100 (if attribute correlates *strongly* with optimism in ALL countries) to 0 (if correlation is *ignorable* in ALL countries)

# Moderate Drivers (1/2)

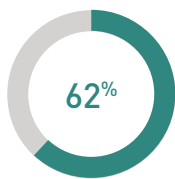
Moderately satisfaction with their educational systems, the professional environment and the expectation of the end of the economic crisis impact on optimism.

## LEVEL OF OPTIMISM CORRELATES MODERATE WITH\*

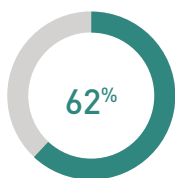
○ [50% - 60%]   
 ○ [60% - 70%]   
 ○ [70% - 80%]   
 ○ [80% - 90%]   
 ○ [90% - 100%]



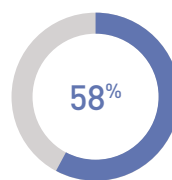
The fact that that the economic crisis will NOT affect their future and they will experience something else than the current economic crisis



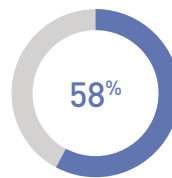
Level of trust in the police



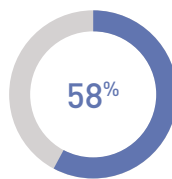
Level of trust in school



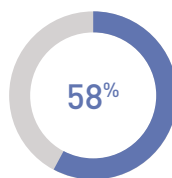
Agreement to pragmatism - "Where there's a will, there's a way"



Degree of how adult they feel today



Level of trust in the media

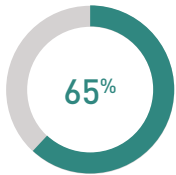


Level of trust in humanitarian organizations

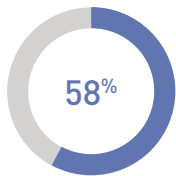
\*Index: Ranges from 100 (if attribute correlates *strongly* with optimism in ALL countries) to 0 (if correlation is *ignorable* in ALL countries)

# Moderate Drivers (2/2)

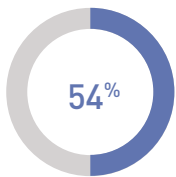
○ [50% - 60%]
 ○ [60% - 70%]
 ○ [70% - 80%]
 ○ [80% - 90%]
 ○ [90% - 100%]



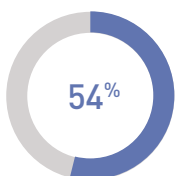
Level of being fulfilled in the current job



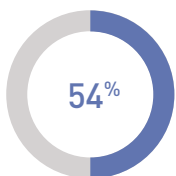
Disagreement that the own nation should leave the European Union



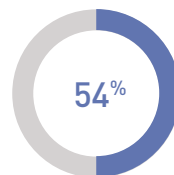
Disagreement that EU stands for "unemployment"



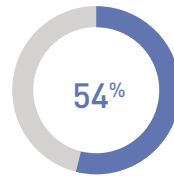
Perception that everyone has a chance in the current educational system



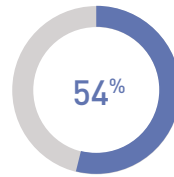
The opinion that the educational system prepares well for the job market



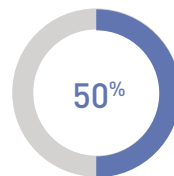
The fact that the educational system rewards merit



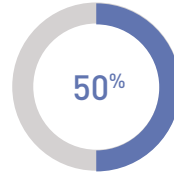
Feeling that efforts at work are being rewarded



Level of how happy they feel at work



Agreement that their current job is in line with their qualifications



Feeling that one's salary is in line with one's qualifications

\*Index: Ranges from 100 (if attribute correlates *strongly* with optimism in ALL countries) to 0 (if correlation is *ignorable* in ALL countries)

---

# Impact on Optimism

## National Variations



## The results in Austria differ from the European average mainly in the following aspects:

- Fears and expected threats have a stronger negative impact in Austria than on European level. Examples are e.g. the perception of a wider gap between poor and rich.
- The feeling that politicians are corrupt impacts optimism of young Austrians significantly stronger than their European peers.
- Pessimism correlates stronger with the claim to favour Austrian nationals on the labour market.
- A positive perception of the “European idea” is related to a higher level of optimism.
- Especially in Austria immigration issues seem to have a strong impact on the level of young Austrians’ optimism: The negative correlation between concerns about immigration and blaming the EU for being responsible for insufficient border controls is stronger in Austria than in most other countries.

Note: The reported differences describe in which dimensions the CORRELATIONS in this country differ from the one on the European level. They do not indicate differences in the levels of AGREEMENT to each statement.

## STRONGER IMPACT THAN EUROPEAN AVERAGE



Direction « negative » : The stronger the agreement to the statement the less people are optimistic



Direction « positive » : The stronger these factors are the bigger the optimism

The only person you can count on in life is yourself



One of life's golden rule is - you either fuck or get fucked



In periods of high unemployment, jobs should be reserved for nationals



The gap between the rich and the poor is widening in ...



Politicians are corrupt



Are your parents anxious about your future?



Would you actively participate in large scale uprising against the generation in power if it happened in the next days or months ?



Worried most about: immigration



What do you think about nationalism in Europe – grows, which is positive



Immigration makes for richer cultures



School: happy



Positive attitudes towards Europe

- feel as an European
- no problem with the size of the European Union
- cultural diversity
- democracy
- economic growth
- no lack of control at European borders
- no loss of cultural identity

- mobility in labour, travel and studies
- more co-determination in the world
- less crime
- peace
- shared values
- employment
- no waste of money





## WEAKER IMPACT THAN EUROPEAN AVERAGE



Direction « negative » : The stronger the agreement to the statement, the less people are optimistic



Direction « positive » : The stronger these factors are the bigger the optimism

---

How adult do you feel today?



---

Do your parents support you in your decisions?



---

Do you think you will ever experience something else than the current economic crisis?



---

Experiences at work: happy



---

Do you think the pay you are getting is in line with your qualifications?





## The results in Belgium differ from the European average mainly in the following aspects:

- Fears and expected threats have a stronger negative impact in Belgium than on European level. Examples are the economic and financial threads, like e.g. the widening gap between poor and rich.
- The feeling that politicians are corrupt impacts optimism of young Belgians significantly stronger than their European peers.
- Pessimism correlates stronger with the claim to favour Belgian nationals on the labour market.
- Pessimistic young Belgians blame previous generations for the problems they are facing now to a higher extent than other Europeans. The degree of pessimism correlates in Belgium stronger with the willingness to participate in an uprising against the generation in power than on European average.
- A positive perception of the “European idea” is related to a higher level of optimism.
- Data indicate a slightly stronger correlation between trust in religious institutions and optimism in Belgium than in other countries.

Note: The reported differences describe in which dimensions the CORRELATIONS in this country differ from the one on the European level. They do not indicate differences in the levels of AGREEMENT to each statement.

## STRONGER IMPACT THAN EUROPEAN AVERAGE (1/2)



Direction « negative » : The stronger the agreement to the statement the less people are optimistic



Direction « positive » : The stronger these factors are the bigger the optimism

The only person you can count on in life is yourself



Previous generations are to blame for the problems facing the youth of today



One of life's golden rule is - you either fuck or get fucked



In periods of high unemployment, jobs should be reserved for nationals



Banks and money rule the world



The gap between the rich and the poor is widening in



Politicians are corrupt



Trade unions should be given more power



In our society: there are too many rich people



Moderate: would you actively participate in large scale uprising against the generation in power if it happened in the next days or months?



Immigration makes for richer cultures



Are your parents proud of what you have achieved so far?



Are your parents anxious about your future?



Do you trust the army? Trust religious organizations?



## STRONGER IMPACT THAN EUROPEAN AVERAGE (2/2)



Direction « negative » : The stronger the agreement to the statement the less people are optimistic



Direction « positive » : The stronger these factors are the bigger the optimism

---

Positive experiences at school: supported, happy, respected



---

Scare the most: losing someone close to me



---

Positive experiences at work: not scorned / respected



---

Positive Attitude to Europe

- feel as an European
- no problem with the size of the European Union
- economic growth
- no loss of cultural identity
- mobility in labour, travel and studies
- more co-determination in the world
- no waste of money
- could invite more countries





## **The results in Czech Republic differ from the European average mainly in the following aspects:**

- In the Czech Republic it is more likely that pessimistic people demand to retain jobs for Czech citizens in times of crisis.
- The mistrust against politicians and the financial system ("banks & money") has a more negative impact in the Czech Republic than in other European countries.
- The feeling of negative developments and shortcomings within the Czech society ("too much sex / drugs, too many rich / poor") leads to a more pronounced negative correlation with the optimism of young people.
- The fear of finding no job (and thus lack of security and stability) seems to contribute stronger to pessimism in the Czech Republic.
- The evaluation of the national education system seems to have less impact on optimism in the Czech Republic compared with the European average.

Note: The reported differences describe in which dimensions the CORRELATIONS in this country differ from the one on the European level. They do not indicate differences in the levels of AGREEMENT to each statement.

## STRONGER IMPACT THAN EUROPEAN AVERAGE



Direction « negative » : The stronger the agreement to the statement the less people are optimistic



Direction « positive » : The stronger these factors are the bigger the optimism

One of life's golden rule is - you either fuck or get fucked



In periods of high unemployment, jobs should be reserved for nationals



Banks and money rule the world



Politicians are corrupt



Trade unions should be given more power



Worried most about: getting a job / insecurity



I have a problem with the size of the European Union



Immigration makes for richer cultures



Are your parents anxious about your future?



Living abroad, how does it sound to you?



Worried most about: council estates



Experience at School: respected




Moderate: positive attitude to work: not scorned, not lonely, respected



In our society: there is too much sex, there are too many poor people / too many rich people, there is too much injustice, too much freedom, too much individualism, there are too much drugs



Positive attitudes to Europe:

- |                                                  |                                          |                                                                                     |
|--------------------------------------------------|------------------------------------------|-------------------------------------------------------------------------------------|
| - feel as an European                            | - economic growth                        |  |
| - no problem with the size of the European Union | - no lack of control at European borders |                                                                                     |
| - democracy                                      | - no loss of cultural identity peace     |                                                                                     |
|                                                  | - shared values                          |                                                                                     |

## WEAKER IMPACT THAN EUROPEAN AVERAGE



Direction « negative » : The stronger the agreement to the statement the less people are optimistic



Direction « positive » : The stronger these factors are the bigger the optimism

To what extent will the economic crisis affect your future?



Unemployment



The educational system (prepares for job market, rewards merit)





## The French results differ from the European average mainly in the following aspects:

- In France negative attitudes towards money and the financial sector (“money is given too much importance”; “banks and money rule the world”) show a stronger correlation with pessimism than on European level.
- The degree of pessimism leads to a stronger claim to favour French citizens on the labour market in times of crisis.
- The feeling that there are too many negative developments and injustice within the society (too much corruption, too many taxes, too many rich people,...) impacts the level of pessimism stronger than in the European average.
- The fear of being unemployed has a stronger impact on the level of pessimism amongst young French people.
- Positive experiences at school and work correlate in a positive way and to an higher extent with the amount of optimism.

Note: The reported differences describe in which dimensions the CORRELATIONS in this country differ from the one on the European level. They do not indicate differences in the levels of AGREEMENT to each statement.



## STRONGER IMPACT THAN EUROPEAN AVERAGE



Direction « negative » : The stronger the agreement to the statement the less people are optimistic



Direction « positive » : The stronger these factors are the bigger the optimism

The only person you can count on in life is yourself



Money is given too much importance in today's society



One of life's golden rule is - you either fuck or get fucked



In periods of high unemployment, jobs should be reserved for nationals



Banks and money rule the world



The gap between the rich and the poor is widening in France



Politicians are corrupt



In our society: there are too much taxes / there are too many rich people / there's too much injustice



Would you actively participate in large scale uprising against the generation in power if it happened in the next days or months ?



I have no friends



Worried most about: getting a job



Immigration makes for richer cultures



Are your parents anxious about your future?





Direction « negative » : The stronger the agreement to the statement the less people are optimistic



Direction « positive » : The stronger these factors are the bigger the optimism

---

Do you trust the army?



---

Worried most about: the education system



---

Happy with school: not scorned, supported, not lonely, happy and respected



---

Positive attitude to work: important / not scorned / feels supported / respected



---

Positive Attitude to Europe:

- feel as an European
- democracy
- mobility in labour, travel and studies
- more co-determination in the world
- peace
- shared values
- no waste of money





## The results in Germany differ from the European average mainly in the following aspects:

- A critical view of the financial sector and economic injustice has a bigger impact on the optimism of young Germans than in the European average.
- Support received by parents and their parents optimism play a more important role for German youngsters than on the European average.
- Positive attitudes towards the European Union positively correlate with the level of optimism.
- The economic crisis has a less negative effect on young Germans optimism compared to the European average.

Note: The reported differences describe in which dimensions the CORRELATIONS in this country differ from the one on the European level. They do not indicate differences in the levels of AGREEMENT to each statement.

## STRONGER IMPACT THAN EUROPEAN AVERAGE



Direction « negative » : The stronger the agreement to the statement the less people are optimistic



Direction « positive » : The stronger these factors are the bigger the optimism

Money is given too much importance in today's society



One of life's golden rule is - you either fuck or get fucked



In periods of high unemployment, jobs should be reserved for nationals



Banks and money rule the world



The gap between the rich and the poor is widening in ...



In our society: there are too many rich people



Are your parents anxious about your future?



Would you actively participate in large scale uprising against the generation in power if it happened in the next days or months ?



Immigration makes for richer cultures



Are your parents proud of what you have achieved so far?



Experiences at school: supported, happy, respected



Experience at work: supported / respected



Positive attitude to Europe

- feel as an European
- no problem with the size of the European Union
- cultural diversity
- democracy
- economic growth

- no loss of cultural identity
- less crime
- peace
- shared values
- no waste of money



## WEAKER IMPACT THAN EUROPEAN AVERAGE



Direction « negative » : The stronger the agreement to the statement the less people are optimistic



Direction « positive » : The stronger these factors are the bigger the optimism

---

To what extent will the economic crisis affect your future?



---

Do you think you will ever experience something else than the current economic crisis?



# GENERATION WHAT?

Greece!



## The results in Greece differ from the European average mainly in the following aspects:

- Negative perceptions of the financial sector have a stronger impact on young Greeks optimism than on the European average.
- The feeling that politicians are corrupt influences the optimism of young Greeks more negatively compared to the European average.
- Positive values associated with the European Union (peace, cultural diversity,..) positively correlate with the level of optimism.

Note: The reported differences describe in which dimensions the CORRELATIONS in this country differ from the one on the European level. They do not indicate differences in the levels of AGREEMENT to each statement.

## STRONGER IMPACT THAN EUROPEAN AVERAGE



Direction « negative » : The stronger the agreement to the statement the less people are optimistic



Direction « positive » : The stronger these factors are the bigger the optimism

Banks and money rule the world



Politicians are corrupt



Are your parents proud of what you have achieved so far?



Experiences at school: happy



Experiences at work: respected



Positive attitude to Europe

- feel as an European
- cultural diversity
- democracy
- no loss of cultural identity
- peace
- shared values



## WEAKER IMPACT THAN EUROPEAN AVERAGE



Direction « negative » : The stronger the agreement to the statement the less people are optimistic



Direction « positive » : The stronger these factors are the bigger the optimism

The educational system prepares you well for the job market



How adult do you feel today?





## **The Irish results differ from the European average mainly in the following aspects:**

- The perception of how their parents' mood impacts the level of optimism of young Irish people stronger than on the European average.
- Positive experiences at school create a higher level of optimism in Ireland than on the European average.
- Pessimistic people in Ireland are more likely to participate in a large scale uprising against the ruling generation than pessimistic people in other countries.
- In Ireland the lack of good friends leads to a more pessimistic view of life than it does in other European countries.

Note: The reported differences describe in which dimensions the CORRELATIONS in this country differ from the one on the European level. They do not indicate differences in the levels of AGREEMENT to each statement.



## STRONGER IMPACT THAN EUROPEAN AVERAGE



Direction « negative » : The stronger the agreement to the statement the less people are optimistic



Direction « positive » : The stronger these factors are the bigger the optimism

---

Are your parents anxious about your future?



---

Would you actively participate in large scale uprising against the generation in power if it happened in the next days or months?



---

No friends



---

Do you trust the army?



---

Experience at school: supported, not lonely, happy



---

EU means: economic growth



---

Experience at work: supported / respected





## The Italian results differ from the European average mainly in the following aspects:

- The feeling that politicians are corrupt influences the optimism of young Italians significantly stronger than their European peers.
- The fear of an improper education and – consequently - unemployment leads to an increased pessimism amongst the young Italian population. This pessimism also correlates with the claim for a restricted labour market to nationals during economical crisis.
- Negative experiences at work and at school correlate more positively with the level of pessimism than on the European level.
- The more positively the EU is perceived the higher the level of optimism.
- Like in Spain and Belgium, trust in religious institutions contributes positively to an optimistic view of the future.

Note: The reported differences describe in which dimensions the CORRELATIONS in this country differ from the one on the European level. They do not indicate differences in the levels of AGREEMENT to each statement.

## STRONGER IMPACT THAN EUROPEAN AVERAGE (1/2)



Direction « negative » : The stronger the agreement to the statement the less people are optimistic



Direction « positive » : The stronger these factors are the bigger the optimism

The only person you can count on in life is yourself



One of life's golden rule is - you either fuck or get fucked



In periods of high unemployment, jobs should be reserved for nationals



Politicians are corrupt



Are your parents anxious about your future?



Would you actively participate in large scale uprising against the generation in power if it happened in the next days or months?



Success is: earning a good living



I have no friends



Worried most about: getting a job / the education system



Experiences at school: scorned, lonely, unhappy, not respected



Experiences at work: scorned, unsupported, not respected



Immigration makes for richer cultures



Are your parents proud of what you have achieved so far?



Do you trust the army? / Religious organizations?



## STRONGER IMPACT THAN EUROPEAN AVERAGE (2/2)



Direction « negative » : The stronger the agreement to the statement, the less people are optimistic



Direction « positive » : The stronger these factors are the bigger the optimism

Positive attitudes to Europe:

- feel as an European
- mobility in labour
- travel and studies
- peace



## WEAKER IMPACT THAN EUROPEAN AVERAGE



Direction « negative » : The stronger the agreement to the statement the less people are optimistic




Direction « positive » : The stronger these factors are the bigger the optimism

EU means: unemployment



# GENERATION WHAT?

## Luxembourg



## The results in Luxemburg differ from the European mainly in the following aspects:

- In Luxemburg a higher correlation between young peoples' optimism and the rejection of any attempts to restrict the labour market to specific groups (men, nationals,...) was observed.
- People who are seeing a widening gap between rich and poor are more likely to develop a negative picture of their future than young people in other countries in Europe.
- The evaluation of politicians' corruption strongly correlates with the level of pessimism.
- Parental support and lack of parents' anxiety have a positive impact on the optimism of young people in Luxemburg.
- The more young people believe in the European Union, the more optimistic they are. The only EU-related aspect that contributes to a lower level of optimism, is the amount of bureaucracy within the EU.

Note: The reported differences describe in which dimensions the CORRELATIONS in this country differ from the one on the European level. They do not indicate differences in the levels of AGREEMENT to each statement.

## STRONGER IMPACT THAN EUROPEAN AVERAGE (1/2)



Direction « negative » : The stronger the agreement to the statement the less people are optimistic



Direction « positive » : The stronger these factors are the bigger the optimism

One of life's golden rule is - you either fuck or get fucked



In periods of high unemployment, jobs should be reserved for men



In periods of high unemployment, jobs should be reserved for nationals



There are too many idlers in Luxembourg



The gap between the rich and the poor is widening in Luxembourg



Politicians are corrupt



In our society: there are too many poor people / there are too many rich people



Do your parents support you in your decisions?



Would you actively participate in large scale uprising against the generation in power if it happened in the next days or months?



I have no friends



Immigration makes for richer cultures



Are your parents anxious about your future?



Worried most about: the education system



## STRONGER IMPACT THAN EUROPEAN AVERAGE (2/2)



Direction « negative » : The stronger the agreement to the statement the less people are optimistic



Direction « positive » : The stronger these factors are the bigger the optimism

---

Experiences at school: supported, happy, respected



---

Scare the most: death / terrorism



---

How important is work to you in your life right now?



---

Experience at work: supported, not lonely, respected



---


Positive attitudes towards Europe :

- feel as an European
- no bureaucracy
- cultural diversity
- no loss of cultural identity
- less crime
- no waste of money



# GENERATION WHAT?

## Netherlands!



## The Dutch results differ from the European average mainly in the following aspects:

- In the Netherlands a critical view of the financial industry and economic injustice lead more likely to a lower degree of optimism than in other countries.
- Pessimistic youngsters in the Netherlands are more likely to claim that access to the labour markets is restricted to specific groups, namely men and nationals.
- Pessimistic people in the Netherlands have a higher tendency to blame the older generation for current problems.
- Optimistic people in the Netherlands care more about environmental issues (e.g. nuclear power, environment protection, climate change) than the European average.
- The situation in their jobs impacts the optimism of young Dutch less than the European average.

Note: The reported differences describe in which dimensions the CORRELATIONS in this country differ from the one on the European level. They do not indicate differences in the levels of AGREEMENT to each statement.



## STRONGER IMPACT THAN EUROPEAN AVERAGE (1/2)



Direction « negative » : The stronger the agreement to the statement the less people are optimistic



Direction « positive » : The stronger these factors are the bigger the optimism

The only person you can count on in life is yourself



Previous generations are to blame for the problems facing the youth of today



One of life's golden rule is - you either fuck or get fucked



In periods of high unemployment, jobs should be reserved for men / nationals



Banks and money rule the world; the gap between the rich and the poor is widening



Politicians are corrupt



Trade unions should be given more power



Are your parents anxious about your future?



Would you actively participate in large scale uprising against the generation in power if it happened in the next days or months?



Worried most about: taxes, immigration, pensions



Positive experiences at school



Scare the most: the Economic crisis



Scare the most: not being normal



## STRONGER IMPACT THAN EUROPEAN AVERAGE (2/2)



Direction « negative » : The stronger the agreement to the statement the less people are optimistic



Direction « positive » : The stronger these factors are the bigger the optimism

What do you think about nationalism in Europe – grows, which is positive



I have a problem with the size of the European Union – too large



Negative Image of EU (crime, waste of money)



Immigration makes for richer cultures



Worried most about: getting a job, environment, nuclear power



Scare the most: climate change



Do you feel as an European?



Positive image of EU (peace, economic growth)



How important is work to you in your life right now?



## WEAKER IMPACT THAN EUROPEAN AVERAGE



Direction « negative » : The stronger the agreement to the statement the less people are optimistic



Direction « positive » : The stronger these factors are the bigger the optimism

Do you feel fulfilled in your current job?



Would you say your current job is in line with your qualifications?



Do you feel your efforts at work are being rewarded?





## The Spanish results differ from the European average mainly in the following aspects:

- In Spain pessimism correlates more than in other European societies with the opinion, that the previous generation is to be blamed for today's problems. The more pessimistic young people in Spain are, the more likely they are to participate in an up-rising against the ruling generation.
- Consequently missing parental support correlates negatively with optimism in Spain.
- The appreciation of the EU and agreement with positive images of the EU correlate higher with the level of optimism in Spain compared to other countries.
- The experiences in the job environment have a slightly stronger impact on Spanish youngsters' optimism than with their European peers. However, the fear of being unemployed has a stronger impact on the level of optimism in Spain.
- Spanish youngsters seem to be more optimistic if they trust in religious institutions.

## STRONGER IMPACT THAN EUROPEAN AVERAGE



Direction « negative » : The stronger the agreement to the statement the less people are optimistic



Direction « positive » : The stronger these factors are the bigger the optimism

Previous generations are to blame for the problems facing the youth of today



One of life's golden rule is - you either fuck or get fucked



Would you actively participate in large scale uprising against the generation in power if it happened in the next days or months?



Worried most about: getting a job



Do you trust the army?



Experience at school: supported



Scare the most: terrorism




Positive experiences at work: not scorned, supported, respected



Do you trust in: religious organizations?



Positive attitudes to Europe :

- |                       |                                          |                                                                                       |
|-----------------------|------------------------------------------|---------------------------------------------------------------------------------------|
| - feel as an European | - no loss of cultural identity           |  |
| - cultural diversity  | - mobility in labour, travel and studies |                                                                                       |
| - democracy           | - shared values                          |                                                                                       |
| - economic growth     | - no waste of money                      |                                                                                       |

## WEAKER IMPACT THAN EUROPEAN AVERAGE



Direction « negative » : The stronger the agreement to the statement the less people are optimistic



Direction « positive » : The stronger these factors are the bigger the optimism

---

Do your parents support you in your decisions?



---

The education system rewards merit



---

Do you trust school?





## The results in Switzerland differ from the European average mainly in the following aspects:

- Among young Swiss the degree of pessimism correlates highly with the probability to blame the previous generation for current problems.
- A strong feeling that money is wasted (by the state: too high taxes, too many civil workers, too many idlers) has a stronger negative impact on the level of optimism amongst young Swiss.
- In Switzerland, the fear of the economic crisis adds more to a pessimistic view of life than in the rest of Europe. Pessimism in this context correlates strongly with the claim to restrict the labour market to specific groups.
- One very specific Swiss result is, that fear of exams has a significant negative impact on the young population's optimism.

Note: The reported differences describe in which dimensions the CORRELATIONS in this country differ from the one on the European level. They do not indicate differences in the levels of AGREEMENT to each statement.

## STRONGER IMPACT THAN EUROPEAN AVERAGE (1/2)



Direction « negative » : The stronger the agreement to the statement the less people are optimistic



Direction « positive » : The stronger these factors are the bigger the optimism

The only person you can count on in life is yourself



Previous generations are to blame for the problems facing the youth of today



In periods of high unemployment, jobs should be reserved for men



Banks and money rule the world



There are too many idlers in Switzerland



In our society: there's too much sex, there's too much violence, there are too many civil servants / there are too much taxes



Would you actively participate in large scale uprising against the generation in power if it happened in the next days or months?



Success is: earning a good living



No friends



Worried most about: getting a job / taxes



Scare the most: the economic crisis / exams



What do you think about nationalism in Europe – grows, which is positive



Immigration makes for richer cultures



## STRONGER IMPACT THAN EUROPEAN AVERAGE (2/2)



Direction « negative » : The stronger the agreement to the statement the less people are optimistic



Direction « positive » : The stronger these factors are the bigger the optimism

In our society: there's too much drugs



Are your parents proud of what you have achieved so far?



Do you trust ... army? / trade unions?



Worried most about: the health system, public debt



Positive attitude to school: supported, happy, respected



Positive attitude to work: important, feels supported, not lonely



Positive attitude towards Europe :

- |                                |                     |  |
|--------------------------------|---------------------|--|
| - cultural diversity           | - less crime        |  |
| - democracy                    | - peace             |  |
| - no loss of cultural identity | - social security   |  |
| - mobility in labour           | - no waste of money |  |
| - travel and studies           |                     |  |

## WEAKER IMPACT THAN EUROPEAN AVERAGE

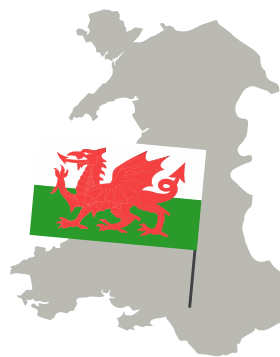
Do you feel fulfilled in your current job?



Would you say your current job is in line with your qualifications?







## The Welsh results differ from the European average mainly in the following aspects:

- Positive connotation with the European Union correlate stronger with optimism among Welsh youngsters than on the European average.
- Among the pessimistic Welsh people the likelihood to blame the older generation for the problems young people are facing today is much higher than in the European average.
- The fear of not finding a place in the society appears to be a stronger driver for pessimism in Wales.
- The increasing nationalism across Europe and the economic crisis negatively influence the optimism of young Welsh.
- For young Welsh the availability of close friends contributes more to their optimism than with other nationalities.

Note: The reported differences describe in which dimensions the CORRELATIONS in this country differ from the one on the European level. They do not indicate differences in the levels of AGREEMENT to each statement.

## STRONGER IMPACT THAN EUROPEAN AVERAGE (1/2)



Direction « negative » : The stronger the agreement to the statement the less people are optimistic



Direction « positive » : The stronger these factors are the bigger the optimism

The only person you can count on in life is yourself



Previous generations are to blame for the problems facing the youth of today



One of life's golden rule is - you either fuck or get fucked



In periods of high unemployment, jobs should be reserved men / young / nationals



Politicians are corrupt



Are your parents anxious about your future?



Would you actively participate in large scale uprising against the generation in power if it happened in the next days or months ?



If there was a war: would you go and fight for your country?



Happy without friends?



Worried most about: immigration



Negative experiences at school



Scare the most: not finding my place in society



Scare the most: the economic crisis



## STRONGER IMPACT THAN EUROPEAN AVERAGE (2/2)



Direction « negative » : The stronger the agreement to the statement the less people are optimistic



Direction « positive » : The stronger these factors are the bigger the optimism

What do you think about nationalism in Europe – grows, which is positive



I have a problem with the size of the European Union – too small, could be more countries



Negative image of EU (bureaucracy, lack of control, loss of cultural identity)



Experiences at work: lonely



Are your parents proud of what you have achieved so far?



Do you trust trade unions?



Lot's of friends



Worried most about: the environment



Positive experiences at school



Positive image of EU (diversity, democracy economic growth, shared values)



How important is work to you in your life right now?



Supported and respected at workplace



## WEAKER IMPACT THAN EUROPEAN AVERAGE

Everyone has their chance in the current educational system



---

# Methodology

---

## Methodology

The purpose of this analysis was to pinpoint those aspects, out of the huge variety of information collected, that influence the optimism or pessimism of young Europeans. It was based on the database of the Generation What study that comprises hundreds of thousands of interviews. The data were weighted within each country according the most important demographic characteristics, such as sex, age, region, and so on.

First of all, for our analysis we turned four questions about expectations and outlooks for the future into a range of numbers from -1 to +1, then added them together to create an 'optimism index' between +4 (all questions answered positively) and -4 (all questions answered negatively). This index provided the target (or statistically: 'independent') variables for the subsequent analysis.

Secondly, as many of the remaining variables as possible were verified to see how far they correlated with the optimism index in a statistically demonstrable way (independent or explanatory variables).

Owing the various data levels (mostly only range scaling), a parameter-free correlation coefficient (Kendall's tau) was used because it makes considerably lower demands on data quality than other coefficients (no interval scale level, no normal distribution, and so on).

Then evaluations were made for each of the 13 countries so that the individual items were divided into three classes per country: (1) items with relatively high values for Kendall's tau ( $>, 2$ ), (2) items with medium correlation strength, and (3) items with small correlation coefficients ( $<, 1$ ), etc. that weren't statistically significant.

Then the indicators were calculated at European level. It was decided that, for the purposes of these European-wide figures, all countries should be given the same weight ('one country – one vote'), so that, for example, the results from Luxembourg would have the same weight as those from Germany.

To calculate the pan-European value, the three item classes per country (see above) were given points. Items that showed a high correlation with optimism were given 2 points, items with a medium correlation 1 point, items with low/insignificant correlations were given 0 points. These points were added up for all countries per item. The maximum for each item for all 13 countries was therefore 26 points. And the minimum was 0 points.

Using these points, we identified the European top 7 drivers (20 points and over), then 17 items that could be classified as 'secondary drivers' (13 to 19 points). These drivers are described in the 'pan-European' analysis at the start of the report, whereas items that are only significant at local level are presented in the country chapters.

# Scope of Project

## AIM

**Identify main drivers of young Europeans optimism (index composition see next page)**

## DATABASE

**Data gathered during the «Generation What» project ; weighted by demographic criteria on country level**

## STATISTICS USED

**Non-parametric correlation coefficients (Kendalls's Tau) were applied due to different degrees of scale levels qualities**



Each item:  
Standardised to a scale from -1 to +1



Aggregated (sum) to final index (ranging  
between -4 (pessimist) to +4 (optimist)



# Country Level

Correlation indices (Kendall's Tau) were divided into 3 categories:

- **STRONG CORRELATIONS**

(Kendall's Tau  $> ,2$  AND statistically significant)

- **MODERATE CORRELATIONS**

(Kendall's Tau between  $,1$  and  $,2$  AND statistically significant)

- **IGNORABLE CORRELATIONS**

(Kendall's Tau  $< ,1$  OR  $> ,1$  BUT statistically NOT significant)

# European Level

- Country results were aggregated (a strong correlation counts 2 points, a moderate one 1 point, an ignorable one 0 points).
- Given a number of 13 countries the European scores, thus, range between 0 (item shows ignorable correlations with optimism in ALL countries) and 26 points (item strongly correlates with optimism in ALL countries).
- For this aggregation the rule "all countries equally contribute" was applied, i.e. data were not re-weighted to reflect the different sizes of countries.
- Correlation of items were considered as "strong" on European level, if the aggregate was 20 points or more. In case the sum was 13-19 points a correlation was classified as "moderate". In case of 12 or less points it was considered as "ignorable".

---

# National Reports

## Download National Reports of your choice by clicking below

ORF presents



[Download the report](#) ▼

VRT presents



[Download the report](#) ▼

rtbf.be presents



[Download the report](#) ▼

Česká televize Český rozhlas present



[Download the report](#) ▼

francetélévisions presents



[Download the report](#) ▼

BR SWR ZDF present



[Download the report](#) ▼

RTE presents



[Download the report](#) ▼

Rai presents



[Download the report](#) ▼

Eléradio presents



[Download the report](#) ▼

RTR RSI RTS presents



[Download the report](#) ▼

BNN presents



[Download the report](#) ▼

rtve.es presents



[Download the report](#) ▼

S4C presents



[Download the report](#) ▼

ERT presents



[Download the report](#) ▼



[www.generation-what.eu](http://www.generation-what.eu)

**EBU**

OPERATING EUROVISION AND EURORADIO

---

L'Ancienne-Route 17A  
1218 Le Gran-Saconnex  
Geneva, Switzerland  
T +41 22 717 21 11  
grond@ebu.ch  
**[www.ebu.ch](http://www.ebu.ch)**